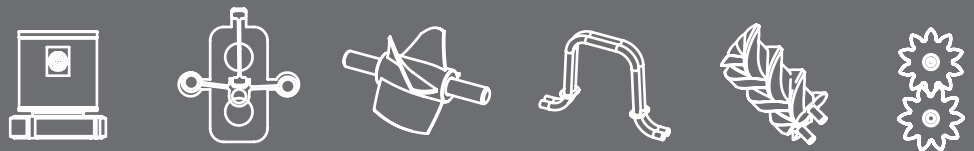


Custom Design is  
our Standard!

# KEM - Your Partner for Flow Measurement Technologies



DESIGN | PRODUCTION | DISTRIBUTION

KEM Küppers Elektromechanik GmbH | Liebigstraße 5 | D-85757 Karlsfeld | Tel +49 8131 59 39 11 - 0 | Fax +49 8131 9 26 04



Company profile.....	3
Flow meters.....	6
Gear flow meters (ZHM).....	6
Turbine flow meters (HM).....	8
Helical flow meters (SRZ).....	10
Coriolis mass flow meters (KCM).....	12
Micro flow meters (LFM).....	14
Optical turbidity meters (KPS).....	15
Dispense control device (DCD).....	16
Testing facilities.....	17
Impulse pickup systems.....	18
Carrier-frequency pulse amplifiers.....	19
Halleffect pulse amplifier.....	20
Inductive pickups and amplifiers.....	21
Intelligent pickups.....	22
Local display units.....	23
Remote display units.....	24
Certifications.....	26
Contact.....	27

# Content

Content

## KEM - MADE IN GERMANY!

KEM Küppers Elektromechanik GmbH is headquartered in Karlsfeld near Munich and is the company's competence centre.

The following departments are to be found there:

- management
- controlling
- human resources
- sales
- service
- application laboratory
- manufacturing
- electronics development (hardware and software)

KEM Küppers Elektromechanik GmbH  
Liebigstraße 5  
D-85757 Karlsfeld

Sales and development centre (Karlsfeld)



Manufacturing centre (Bad Kötzing)



KEM Küppers Elektromechanik GmbH manufacturing center is located in Bad Kötzing.

The following departments are to be found there:

- mechanical manufacturing
- electronics manufacturing
- assembly
- repairs
- quality assurance
- the DKD calibration laboratory
- dispatch department

KEM Küppers Elektromechanik GmbH  
Wetzeller Straße 22  
D-93444 Bad Kötzing

# Company profile

With our wide range of products we can offer the proper solution for your requirement.

- Gear flow meters
- Turbine flow meters
- Helical flow meters
- Coriolis mass flow meters
- Micro flow meters
- Optical turbidity meters



## Special facilities

- CAD- and FEM systems
- CNC processing centres
- application laboratory
- calibration stands

## Our goals

- customer satisfaction
- innovative products
- solid growth
- global orientation in different industries

## KEM - Your partner for reliable measurement technologies & demanding measuring tasks

KEM has more than 45 years of experience in the field of flow measurement, coupled with innovative and customized product development.

Premium products and individual service are the foundation of our success. Constant presence in various branches of the industry and concentrating on the needs of our clients allow us to manufacture high-quality, reliable and technologically sophisticated products, perpetuating a constant process of development and growth.

KEM Küppers Elektromechanik GmbH was founded in 1965, specializing in the field of flow measurement technology.

In order to remain an innovative and reliable partner, KEM constantly supervises and optimizes new processes.

Comprehensive consulting, individual solutions and customer proximity are our top priority.

## Development and manufacturing

Every year KEM Küppers invests in design, development and assembly. In addition KEM uses specialized software such as complex CAD and FEM systems for product design and simulation, using the most modern CNC processing centers to achieve efficient production of the flow monitors.

## Quality management

One of the most important factors in contributing to our success is adhering strictly to the agreements with our customers. It is of utmost importance to achieve high quality standards and to expedite innovations. Intensive customer consultation and continuous improvement of our quality standards are indispensable to KEM. Since 1994 KEM has been running a certified quality management system in accordance with DIN EN ISO 9001. Environmental protection and employment protection regulations are strictly adhered to in our documented processes through special requirements that our products are ATEX, CSA and UL certified.

## Your requirements are our opportunities

KEM offers a wide choice of model variants and customization. Your requirements enable us to constantly expand our product line.

We have been in a position in redefining challenges into opportunities via development of optimized solutions.

Here are some of the examples:

- use of special materials
- design and development of the following flow monitoring features
  - special connections
  - high temperature applications
  - high pressure applications
  - compact applications
  - lightweight applications
- OEM design, etc.

***Custom Design is our Standard!***



CUSTOM  
Custom Design is our Standard!  
Design

# ZHM Gear flow meter

Standard version



**Standard-Version:** Stainless steel counters for lubricating and nonlubricating fluids, also with fillers and up to pressures of 630 bar.

Cartridge design



**Cartridge design:** Stainless steel counter with optimized space for quick media changes and short wash cycles. Reduced weight.

Aluminium version



**Aluminium version:** Cost-effective flow meter for lubricating fluids and pressures of up to 300 bar. Ideal choice for hydraulic applications.

**Other versions** are available at: [www.kem-kueppers.com](http://www.kem-kueppers.com)

**OEM versions** are always available upon request.  
Name your application and we provide the appropriate solution!



**Gear flow meters (ZHM)** are positive displacement meters. Inside the measuring chamber contains two gears, which are engaged with minimum play.

Closed chambers are created between the gears and the housing. The measured medium is then “forced through”, causing the gears to rotate. The gears run freely in the medium. Their rotational frequency is proportional to the instantaneous flow rate and is measured by pickups through the housing wall whereas the fluid remains contact free.

These meters are suitable for accurate measurement of different liquids with viscosities of approximately 5 to 25.000mm<sup>2</sup>/s. The small gear and ball bearing versions can also be used with low viscosity mediums and fuels, maintaining high measurement accuracy.

Thanks to high output frequencies, excellent resolution and short reaction times our gear flow meters are ideal for measuring pulsating streams and for measuring liquids.

For applications in hazardous areas, we offer intrinsically safe sensors and amplifiers with Ex protection in accordance with ATEX, RTN, CSA and other testing standards.

*More information is available at:  
[www.kem-kueppers.com](http://www.kem-kueppers.com)*

## Versions

- Standard version
- Ball bearing version
- Cartridge design
- Heatable version
- Aluminium version
- High pressure version



## Technical Data

- Measuring ranges: 0.002 – 1,000 l/min
- Viscosity range: 5 – 25,000 mm<sup>2</sup>/s
- Linearity: ± 0.5% of actual value
- Repeatability: < 0.1%
- Maximum pressure: up to 1,000 bar
- Temperature range: -40 to 180°C

## Measurable Media

- Water-based paints, paints, two component paints, highly filled metallic paints and Soft-feel paints
- preservative waxes, glues, PVC, epoxy resins, filled and abrasive media
- Polyol and isocyanate
- Oils, fats (also food and cosmetics)
- Hydraulic oil and fuel

# HM Turbine flow meter

Pipe fitting



**Pipe fitting:** The compact design allows for perfect integration into existing lines. The standard version can easily manage pressures of up to 630 bar as well as coarse-grained debris. Versions with different internal and external threads are available.

Flange version



**Flange version:** The flange turbine can be used for extremely high flows of up to 25,000 l/min. without any problems. Numerous variants are available with DIN-, ANSI- and RTJ- flanges as well as Tri-Clamp mounting for different pressure values.

High pressure version



**High pressure version:** These turbines are used in all types of offshore applications. Due to their high compressive strength of up to 5,600 bar, they can also be used in water jet cutting systems for example.

**Other versions** are available at: [www.kem-kueppers.com](http://www.kem-kueppers.com)

**OEM versions** are always available upon request.  
Name your application and we provide the appropriate solution!



# HM Turbine flow meter

**Turbine flow meters (HM)** are flow meters working according to the principle of Woltmann meters. They assess the flow through the cross-section of a pipe by means of the mean flow velocity.

A low mass turbine wheel is concentrically mounted in the tubular body of the turbine. The flowing medium hits it in the axial direction and rotates it. Flow conditioners soothe the medium, so that the wheel is in contact with a uniform flow. The speed of the turbine wheel is proportional to the average flow velocity in the pipe cross section and is therefore mostly proportional to the flow rate.

They are used for precise measurement of instantaneous flow rates and flow-metering of low viscosity liquids.

KEM-turbines have a short response time and a resolution of up to 100,000 pulses/l, which is an advantage in the case of filling operations which require accuracy. The response time, depending on the nominal diameter of the source is between 5 and 50 msec. This guarantees precise detection of rapidly changing flow rates and pulsing flows.

For applications in hazardous areas, we offer intrinsically safe sensors and amplifiers with Ex protection in accordance with ATEX, RTN, CSA and other testing standards.

*More information is available at:  
[www.kem-kueppers.com](http://www.kem-kueppers.com)*

## Versions

- Pipe fitting
- Tri-Clamp mounting version
- Flange version
- High pressure version
- Aluminium version



## Technical Data

- Measuring ranges: 0.03 – 25,000 l/min
- Viscosity range: 0.8 – 100 mm<sup>2</sup>/s
- Linearity: from 0.1% of the reading
- Repeatability: < 0.1%
- Maximum pressure: up to 5,600 bar
- Temperature range: -273 to 350°C

## Measurable Media

- Water (normal and demineralized water)
- Heating oil
- Fuels
- Solvent
- Liquefied gases and cryogenic liquids
- Pharmaceutical liquids

# SRZ Helical flow meter

Standard version



**Standard version:** Stainless steel version for high- and low-viscosity, filled or non-lubricating media.

Compact version



**Compact version:** Versions with integrated impulse pickups have a higher resolution and the ability to recognize flow direction.

Ball bearing version



**Ball bearing version:** Cost-effective version for lubricating media and pressures of up to 250 bar.

**Other versions** are available at: [www.kem-kueppers.com](http://www.kem-kueppers.com)

**OEM versions** are always available upon request.  
Name your application and we provide the appropriate solution!



**Helical flow meters (SRZ)** are positive displacement meters with two cycloidal screw rods with geometrically overlapping profiles. These profiles mesh flat in a cylindrical housing. This creates of a measuring chamber between the spindle profiles and the housing walls.

The flow of the measuring medium is forced axially through the spindle profiles along the two measuring chamber holes, which causes the spindles to rotate. This occurs without pulsation and with minimum leakage. Using a magnet wheel with a high number of teeth the pickup detects the frequency of the spindle pair through the housing wall without contact. The speed is proportional to the flow volume.

Because of their design, these devices are ideal for measuring the flow of highly viscous media. Due to their wide measuring ranges, high accuracy, resolution and low pressure losses, they are ideal for laminating, painting, bonding systems, polyurethane systems and dosing systems for various media. Additionally they are insensitive to viscosity changes.

They are also insensitive to pulsating flows and provide a pulsation free measurement. Due to the high quality materials and bearing components used, KEM helical flow meters are extremely corrosion-resistant.

For applications in hazardous areas, we offer intrinsically safe sensors and amplifiers with Ex protection in accordance with ATEX, RTN, CSA and other testing standards.

*More information is available at:  
[www.kem-kueppers.com](http://www.kem-kueppers.com)*

## Versions

- Standard version
- Ball bearing version
- Compact version



## Technical Data

- Measuring ranges: 0.01 – 400 l/min
- Viscosity range: 1 – 1,000,000 mm<sup>2</sup>/s
- Linearity: ± 0.25% of actual value
- Repeatability: < 0.1%
- Maximum pressure: up to 400 bar
- Temperature range: -40 to 150°C

## Measurable Media

- Polyurethane and polymers
- Adhesives and sealants
- Heavy heating oil
- Petrochemical products
- Thixotropic liquid
- Different types of oils and fats
- Hydraulic test rigs with varying viscosities

# KCM Coriolis mass flow meter

Compact version



**Compact version:** The compact version of the C-flow mass flow meter is the perfect choice when a local display unit is required. The hermetically sealed metal housing provides excellent EMC characteristics and with an IP67 protection class (IP68 on request), these devices are also suitable for critical environmental conditions.

Versions in accordance with ATEX, EX, RTN and other testing standards are also available for use in hazardous areas.

Remote version



**Remote version:** The remote version is available for cases where the control unit is not desired or not allowed at the location of the process measurement. While providing the same protection class as the compact version and comparable EMC data, it provides more freedom in the positioning of the control unit.

Remote display



**Remote display:** If for technical reasons both a compact version and a remote display unit are necessary, the KRD8001 can be used in addition to the built-in control panel. In this case, the permissible distance between KRD and KCE is 1,000 m.

**Other versions** are available at: [www.kem-kueppers.com](http://www.kem-kueppers.com)

**OEM versions** are always available upon request.  
Name your application and we provide the appropriate solution!



# KCM Coriolis mass flow meter

**Coriolis mass flow meters (KCM)** contain two parallel tubes that vibrate at their resonance frequency. Should a measurement flow enter the measuring tube, Coriolis forces are the result. Coriolis forces appear in oscillating systems when a mass moves towards or away from a rotational axis. These forces act on the inlet and outlet side in the opposite direction and minimally deform the measuring tubes. The deflection of the measuring tubes is measured by the pickups on the inflow and outflow side. A time shift proportional to the mass flow occurs at the pickups.

The resonance frequency of the tubes varies depending on the density of the medium to be measured. This effect is used to measure the density of the medium.

Since the elastic properties of the flow tubes depend on the temperature, a temperature measurement is carried out for compensation.

The primary characteristics such as mass flow rate, density and temperature are measured with a single meter. The flow volume can be determined based on the mass flow rate and density.

The KCM is suitable for all kinds of liquids. It is particularly suitable for measuring the flow of paints, chemicals, fuels and artificial resins components as well as aggressive and contaminated media.

For applications in hazardous areas, we offer Ex protected versions in accordance with ATEX, RTN, CSA and other testing standards.

*More information is available at:  
[www.kem-kueppers.com](http://www.kem-kueppers.com)*

## Versions

- Compact version
- Remote version
- Tri-Clamp mounting version
- High pressure version



## Technical Data

- Measuring ranges: 4.5 – 60,000 kg/h
- Density: 500 – 2,500 kg/m<sup>3</sup>
- Measuring accuracy: ± 0.2% of actual value ± [zero point stability]
- Maximum pressure: up to 350 bar
- Process temperature: -40°C up to +125°C
- HART-communication, Foundation fieldbus

## Measurable Media

- PU components
- Paints
- Liquefied gases
- Aggressive and contaminated media



# LFM Micro flow meter

## Versions

- Standard version
- Cartridge housing



## Technical Data

- Measuring ranges: 0.005 – 0.25 l/min
- Viscosity: 0.6 – 5 mm<sup>2</sup>/s
- Linearity: ± 2.5% of actual value
- Maximum pressure: up to 100 bar
- Temperature: from -60°C up to +180°C
- High resolution

## Measurable Media

- Additives
- Pharmaceuticals
- Smell and odour emitting media
- Tap water and demineralized water
- Liquefied gases
- Foodstuffs
- Two and three component applications

**Micro-flow meters (LFM)** are based on a double ring piston pendulum. Due to the low pendulum weight and minimal friction losses the LFM even responds to the smallest volume flows. The piston design additionally minimizes leakages and guarantees good linearity and repeatability.

The LFM is a flow meter for low viscosity liquids of all kinds used in dosing and filling operations. It can be used for extremely low flow rates from 0.005 l/min with high resolution.

For applications in hazardous areas, we offer intrinsically safe sensors and amplifiers with Ex protection in accordance with ATEX, RTN, CSA and other testing standards.

*More information is available at:*  
[www.kem-kueppers.com](http://www.kem-kueppers.com)

LFM



**made**  
**in**  
**Germany**

# KPS Turbidity meter

**Turbidity meters (KPS)** are used to optimize industrial production processes and are particularly suitable for liquid foods.

The optical sensors detect and analyze even the slightest changes in product composition of various liquids. An output signal of 4 to 20 mA depending on the turbidity level is available to the user for process control purposes. Due to a wide range of process interfaces, the device can be used in the pharmaceutical and food industry.

It is suitable for the detection of product transitions and concentration changes in a variety of applications in the food industry. Among these applications are for example the monitoring of processing and phase separation of milk, ice cream, yoghurt, whey, juices, beer or water.

The KPS may be used with pharmaceutical and chemical liquids, sludge, sewage, pulp and paper. Due to the nonthreaded Tri-clamp connections it is compatible with 3A sanitary standards. Among other applications the KPS can be used to monitor filters and filter malfunctions.

More information is available at:  
[www.kem-kueppers.com](http://www.kem-kueppers.com)

KPS



## Versions

- Dairy pipe mounting
- Tri-Clamp mounting version
- Varivent mounting



## Technical Data

- Measuring ranges: approx. 150 – 4,000 NTU
- Linearity:  $\pm 0.2\%$  of final value
- Repeatability:  $\pm 1\%$  of final value
- Maximum pressure: up to 14 bar
- Temperature
  - Environment: 0 to +50°C
  - Process: 0 to +100°C
  - CIP cleaning: 0 to +150°C

## Applications

- Product monitoring
- CIP monitoring
- Phase separation
- Filter monitoring
- Waste water management

 **made  
in  
Germany**

# DCD Dispense Control Device

## Versions

- for industrial and automotive varnishing
- for mono and multi components

## Technical Data - ZHM measuring cell

- Dosing range: 0.005 to 2 l/min
- Measuring accuracy:  $\pm 0.5\%$  of actual value
- Repeatability: 0.1%
- Pulse rate: approximately 26,500 pulses/l
- Operating pressure: max. 40 bar

## Technical Data - Gear pump

- Output: 0.3 to 10.0 cm<sup>3</sup>/U
- Lip seal and buffer fluid reservoir
- r.p.m: 10 min up to 200 min<sup>-1</sup>, depending on the pumped medium
- Standard rotation direction: right, left
- Terminal block: G1/4"; 3/8"; 1/2"
- Drive shaft:  $\varnothing$  12mm
- Weight: approx.. 2.5 kg

## Measurable Media

- PU components
- Hardeners
- Paints, paints
- Silicone
- Epoxy resins
- Adhesives

The **Dispense Control Device (DCD)** is the result of KEM's co-operation with the Swiss pump manufacturer POMTAVA. It includes a gear dosing pump with a gear flow meter incorporated into the connector block, which measures the actual flow rate and provides a corresponding output signal. This way the set point can be constantly adjusted and permanently monitored, even at small deviations.

The application of this device is particularly useful when the system is automated and all required parameters are controlled by an intelligent control system. The output monitoring is guaranteed at all times and ensures safe operation of a production plant.

Compact design and small manufacturing tolerances ensure a high degree of accuracy. The operating range of the DISPENSE CONTROL DEVICE is 0.005 to 2 L / min and can be adjusted with a tolerance of  $\pm 0.5\%$ . DISPENSE CONTROL DEVICES for higher flow rates are available upon request.

## Features:

- Optimal fluidity
- Good rinsing capability
- High precision
- Minimal pressure losses
- Compact design
- Ex-protected versions
- Perfect for fully automated systems
- No hose connections
- Small space requirements

Dispense Control Device



Küppers Elektromechanik GmbH

[www.kem-kueppers.com](http://www.kem-kueppers.com)



[www.pomtava.com](http://www.pomtava.com)

## The KEM DAkkS calibration laboratory

KEM Küppers has been operating a calibration laboratory for flow meters since 1993 which is a part of the German Calibration Service (DAkkS).

The DAkkS-calibration records which KEM issues are documents of conformity. Calibrations performed by an accredited DAkkS laboratory serve as a basis for monitoring equipment used for measuring and testing within quality management.

## KEM application laboratory

Our facility tests special flow measuring devices with critical media such as paints or highly viscous liquids.

It is here that the flow meters are optimized and modified to suit individual applications. The tests are performed with close co-operation with paint and fluid manufacturers.

Range of media tested:

- **Paints & coatings:** water-based paints, UV paints, solvent paints
- **Highly viscous media:** PU components, heavy corrosion protective agents, undercoating, adhesives
- **Thin liquid media:** solvents, fuels, odor emitting media

## KEM test rigs for fluids

- Flow rates from 0.001 to 20,000 l/min
- Viscosity from 0.8 to 3,000 mm<sup>2</sup>/s
- DAKKS certification in accordance with DIN EN ISO/IEC 17025:2005

## Application laboratory test range

- Temperature tests (-40 to 350 ° C)
- High-pressure tests (up to 2,000 bar)
- Long term/ wear tests
- Review of electronic and mechanical functions
- Simulation of filling and dosing operations
- Application tests with various media
- Viscosity measurements
- Test setups planning



# Impulse pickup systems

## Pickups for Flow meters

In order to detect rotary movements in measuring cells KEM offers pickups with different sensing elements which are optimally adapted to the different flow meters.

### Carrier frequency



**Carrier frequency:** A carrier frequency is damped by the teeth of a gear wheel or by the turbine blades. This way the unit measures the rpm. With a wide frequency range (from well below 1 Hz to about 5 kHz input frequency), noise immunity and power consumption which is small enough for 4-20 mA passive pickups, these carrier frequency pickups are the standard choice. They are not suitable for measuring cells made of aluminium.

### Hall





**Hall:** A weak magnetic field is deflected by the gear wheels or turbine blades and thereby changes the output signal of a Hall element. These sensors also have a wide frequency range (from well below 1 Hz to about 5 kHz input frequency) . They have a satisfactory immunity from noise.

### Inductive



**Inductive:** A weak magnetic field is deflected by the gear wheels or turbine blades and thereby induces a small voltage in a coil. The inductive method requires the smallest power supply and is therefore especially suitable for battery-powered devices. Versions suitable for extremely low or high temperatures are also available.



# Carrier-frequency pulse amplifiers

**Carrier frequency pickups** detect contactless the rpm of the KEM flow meters. Each time a gear tooth passes by, a free running oscillator is damped.

The frequency of the resulting amplitude modulation of the carrier is equal to the wheel's rpm and therefore corresponds to the value of the flow. The output signal of the pickup is amplified, converted and transmitted in the form of current or voltage rectangular pulses.

Carrier frequency pickups are characterized by a wide frequency range, low power consumption and high noise immunity.

For applications in hazardous areas, we offer intrinsically safe sensors and amplifiers with Ex protection in accordance with ATEX, RTN, CSA and other testing standards.

More information is available at:  
[www.kem-kueppers.com](http://www.kem-kueppers.com)

## Versions

- Round stainless steel housing for all measuring cells
- Aluminium die-cast housing for gear flow meters
- Cartridge housing for micro meters and gear flow meters
- Double pickup for forward / backward detection and pulse multiplication

## Technical Data

- Frequency range: 0.5 – 5,000 Hz
- Frequency output: Push-Pull or Open Collector
- Medium temperature: up to +150°C
- Ex-approval

Compact carrier-frequency impulse pickup system with integrated amplifier in a screw-on stainless steel housing. Suitable for almost all KEM flow meters

VTE\*/P



Plug-in compact carrier-frequency impulse pickup system with an integrated amplifier for gear meters in cartridge design

VTE-C



Plug-in carrier-frequency impulse pickup system with double pickup for gear flow meters with rotation direction recognition and frequency doubling

TD



# Hall effect pulse amplifiers

## Versions

- Single pickup with M14x1.5 mounting thread for all measuring cells
- Single pickup for direct mount for gear flow meters
- Double pickup for forward /backward detection and pulse multiplication

## Technical Data

- Frequency range: 1 – 3,000 Hz
- Frequency output: Push-Pull
- Medium temperature: up to +70°C

**Hall-sensors** detect the rpm of the KEM flow meters without contact. A weak magnetic field is deflected by the gear wheels or turbine blades and thereby changes the output signal of a Hall element.

The output signal of the Hall element is amplified, converted and given out in the form of current or voltage rectangular pulses

Hall sensors are characterized by a wide frequency range and high noise immunity. They can also be used with measuring cells with aluminium housing.

*More information is available at:  
[www.kem-kueppers.com](http://www.kem-kueppers.com)*

## VHE



The Hall pickup in a compact housing designed primarily for aluminium gear meters

## VHD



Hall-pickup with double pickup encased in a compact housing with optional rotation direction detection and pulse multiplication features

# Inductive pickups and amplifiers

**Inductive sensors** detect the rpm of KEM flow meters without contact. A weak magnetic field is deflected by the gear wheels or turbine blades and thereby induces a small voltage in a coil.

In the case of the IF version this voltage must be amplified by means of an external amplifier to the standard 24 V DC. This amplifier is already integrated in the VIE\* version.

Inductive pickups are especially suitable for high temperatures (up to 350°C) and for battery powered applications. They can also be used with measuring cells with aluminium housing.

For applications in hazardous areas, we offer intrinsically safe sensors and amplifiers with Ex protection in accordance with ATEX, RTN, CSA and other testing standards.

*More information is available at:  
[www.kem-kueppers.com](http://www.kem-kueppers.com)*

## Versions

- IF pickup without pre-amplifier
- VIE\* pickup with pre-amplifier
- Separate pre-amplifier VIEG

## Technical Data

- Frequency range: 7 – 3,000 Hz (pickup dependent)
- Frequency output: IF: Sinus
- Frequency output: VIE\*: Push Pull or Open Collector
- Medium temperature: up to 350°C
- Ex-approval

High temperature version equipped with a heatsink for media with a temperature up to 350°C

IF with heatsink



VIE\*



Inductive pickup with integrated amplifier



# Intelligent pickups

## Versions

- WT.02: Carrier frequency pickup with a wide frequency range
- WI.02: Inductive pickup for higher temperatures
- CON.USB.WT: Optional USB interface adapter

## Technical Data

- Frequency range: 0.5 – 5,000 Hz (WT)
- Frequency output: Open Collector, freely scalable
- Medium temperature: up to +150°C
- Ex-approval
- Linearization
- Data logging with CON.USB.WT

WT.02 / WI.02



The **Local converters WT.02/WI.02** are passive 4-20 mA pickups with carrier-frequency input stage (WT.02) or inductive input stage (WI.02).

The carrier frequency converters WT.02 are specifically designed for low flow rates due to their small low-frequency limit (typically <0.5 Hz). The inductive converters WI.02 are designed for higher temperatures of the medium (up to 150° C).

In addition to the analogue output signal, a galvanically isolated open-collector output is available, which can be used either as a switching or frequency output. The frequency output is freely scalable. This way the frequency output can be adjusted to the flow independent from the measuring cell used.

W\*.02 models have an interface integrated into the M12 sensor plug. With the help of the CON.USB.WT interface adapter and the programming and visualization software „KEM Easy Control“, it is possible to adjust the operating parameters and read the input frequency and temperature.

Both the analogue output and the frequency output can be linearized with up to 20 points. If the W\*.02 model is ordered with a measuring cell, the analogue output is preset to the cell.

For applications in hazardous areas, we offer the WT02 and WI02 with Ex protection in accordance with ATEX.

More information is available at:  
[www.kem-kueppers.com](http://www.kem-kueppers.com)



The **VTC** and **VTG** are precise **local display units** with carrying frequency pickup.

All units in the series are equipped with a graphical display, have an intuitive user interface, an adjustable 4-20 mA output and a frequency output. The K-factor and the dimensions are adjustable and can be adapted to each measuring cell and for each application.

Additional features include 20-point linearization, control input and output for filling applications, limit monitoring and a built-in interface.

The units can be operated either in a 2 wire (4-20 mA passive) or in a 3-wire mode.

Remote control software EasyControl is available free of charge for WINDOWS® XP and VISTA for simple test tasks in the laboratory and for quick adjustment of individual parameters.

For applications in hazardous areas, we offer the VTC and VTG with Ex protection in accordance with ATEX.

*More information is available at:  
[www.kem-kueppers.com](http://www.kem-kueppers.com)*

## Versions

- Local display unit for direct installation
- Local display unit with remote pickup for wall installation

## Technical Data

- Analogue output: 4 to 20 mA
- Frequency output: 24V, freely scalable
- Temperature of the medium: 120°C
- Switching output and control input
- Optional
  - 20 point linearization of the reading
  - HART or USB interface
- Ex-approval

Local display unit for direct installation in flow meters



VTC

Local display unit with remote pickup for wall installation



VTG

# Local display units

## Versions

- Aluminium housing for standard applications
- Stainless steel housing for offshore applications

## Technical Data

- Medium temperature: up to 150°C
- Battery life: typically 5 years

The **VTB** are **battery powered local display units** for displaying flow rate and total amount.

Carrier frequency pickups detect contactless the rpm of the KEM flow meters. Each time a gear tooth passes by, a free running oscillator is damped.

The rpm is calculated from the modulation of the resonant circuit, which is then used to calculate the flow rate.

Flow or total amount are displayed on a large, clear LCD display.

Since the K-factor is adjustable, the VTB is compatible with any measuring cell and any application.

For applications in hazardous areas, we offer the VTB with Ex protection in accordance with ATEX and IECEx.

More information is available at:  
[www.kem-kueppers.com](http://www.kem-kueppers.com)

VTB



Battery powered local display with remote pickup



# Remote display units

The **FAS100 / FAW 100** are **high-precision frequency meters** with control outputs for switch panel mounting or for wall mounting.

All units of the series are equipped with a graphical display, an adjustable 4-20 mA output and a frequency output. Since the K-factor and the dimensions are adjustable, these devices can be adapted to each flow meter application.

The input is either a 24V digital input or a sensitive analogue input for inductive sensors. Optional features include control inputs and outputs for filling applications and limit monitoring, a built-in RS485 interface and 20-point linearization.

The FAS 100 needs a 24V DC supply, the FAW100 is available for a 90 - 250V mains supply as well.

For simple test tasks in the laboratory and for the quick adjustment of particular parameters, the remote control software EasyControl is available free of charge for WINDOWS® XP and VISTA .

*More information is available at:  
[www.kem-kueppers.com](http://www.kem-kueppers.com)*

## Versions

- Input for inductive sensors or for sensors with a digital 24 V output
- Basic version with 4-20mA output and frequency output
- Full version with linearization and interface

## Technical Data

- Frequency input: for 24 V digital signals or for inductive sensors
- Analogue output: 4 - 20 mA
- Frequency output: 24 V, freely scalable
- 20 point linearization of the reading
- Switching output and control input
- RS485 interface
- 90-250V mains supply (only FAW100)



# Certifications



## NATIONAL

### KEM Head Office

Liebigstraße 5  
D-85757 Karlsfeld  
T. +49/8131/ 59 39 10  
F. +49/8131/ 92 60 4  
info@kem-kueppers.com

### KEM Nord-West & Benelux

Mr. Braun  
Im Langen Hahn 44  
D-58515 Lüdenscheid  
T. +49/2351/97 88 0  
F. +49/2351/97 88 31  
braun@kem-kueppers.com

### KEM South-West & Switzerland

Mr. Cissé  
Dahlienweg 35  
D-73765 Neuhausen  
T. +49/7158/ 98 56 82  
F. +49/7158/ 98 56 83  
cisse@kem-kueppers.com

### KEM South-East & Austria

Mr. Baumüller  
Liebigstraße 5  
D-85757 Karlsfeld  
T. +49/8131/ 59 39 124  
F. +49/8131/ 92 60 4  
baumueller@kem-kueppers.com

## INTERNATIONAL

### KEM Head Office

Mr. Kühne  
Liebigstraße 5  
D-85757 Karlsfeld  
T. +49/8131/ 59 39 25  
F. +49/8131/ 92 60 4  
international@kem-kueppers.com

### KEM China

Mr. Shaw  
Rm.2429, JinYuan Office  
Building, No. 36,  
CN- BeiYuan Road, Beijing 100012  
T. +86/10/52 00 37 38  
shaw@kem-kueppers.com

## SERVICE

### Service & Repairs

Wetzeller Straße 22  
D-93444 Bad Kötzing  
T. +49/9941/ 94 23 0  
F. +49/9941/ 94 23 23  
info@kem-kueppers.com

*More distributors and partners can be found at:  
[www.kem-kueppers.com](http://www.kem-kueppers.com)*

# KEM4YOU

Ideal Solutions for all Flow Metering Applications!

KEM Küppers Elektromechanik GmbH | Liebigstraße 5 | D-85757 Karlsfeld | tel +49 8131 59 39 11 - 0 | fax +49 8131 9 26 04



[www.kem-kueppers.com](http://www.kem-kueppers.com)  
[info@kem-kueppers.com](mailto:info@kem-kueppers.com)