

Model MVG Manifold Valve

OVERVIEW

The MVG manifold valves are the compact and lightweight equipment to operate, calibrate and maintain differential pressure instruments.


MVG1: Standard arms

MVG2: Long arms

(Easy for steam tracing, because of its long arms for stop valve. Refer to Dimensions)

Supplying process pressures to or isolating such instrument.

Equalizing process pressure between high- and low-pressure chambers of such instrument.



SPECIFICATION

Operating Pressure Range

-1 to 140 kgf/cm² {-0.098 to 13.7 MPa}

Operating Temperature Range

-40 to 120 °C

Test Pressure

210 kgf/cm² {20.6 MPa}

Materials

Body

Carbon steel (SF440A) or stainless steel (SUSF316)

Jointing bolts for instrument

SUS304

Extension pipes

When body-material is carbon steel then carbon steel (STS370 Sch80)

When body-material is stainless steel then Nothing

Gasket

Teflon

Corrosion Finish

Body

When body-material is carbon steel then Zinc-Plating

When body-material is stainless steel then nothing

Handle

Corrosion-resistant finish

Type

Without extension pipe :MVG1/MVG2

With extension pipes :

MVG1/MVG2 (Select the number of 'With Extension pipes)

Connections

Instrument side

Without extension pipe : Direct mounting

With extension pipes :

Flange connection with Extension pipes

Process side

Flange connection

Center to center dimensions

Instrument side

54 mm

Process side

54 mm

Applicable Instruments

Direct mounting	Flange connection with extension pipes
MVG1 / MVG2	MVG1 / MVG2 (Select the number of with extension pipes)
JTD910A, 920A, 930A, 960A, JTD720, 520 KDP33, 44 KFD___-44 (Process connection is top or bottom)	KDP11, 22 KFD___-11, 22, 33, 44 (Process connection is top)
KDP11, 22 KFD___-11, 22, 33 (Process connection is bottom)	
STD910, 920, 930, 960 (Process connection is front or top or bottom)	

Note: With or without extension pipes, the mounting flanges of the MVG1 have the same dimensions, and are compatible with all the above models.

However, when the Handle of equalizing valves, is front-mounted, application is only possible as shown in the above columns.

Weight

Without extension pipe

MVG1: 1.4 kg

MVG2: 1.5 kg

With extension pipe

MVG1: 3.0 kg

MVG2: 3.1 kg

MODEL SELECTION

Ex. MVG1-2SA-X-X

		Basic Model No.	Selections		Options1	Option2
Type of Valves	Manifold Valves (Standard arms)	MVG 1				
	Manifold Valves (Long arms)	MVG 2				
Body Material	Carbon Steel (SF440A)		1			
	Stainless Steel (SUSF316)		2			
	Stainless Steel (SUSF316) with no oil finish		3			
	Stainless Steel (SUSF316) with no oil and no water finish		5			
Joining bolts for Instrument	Stainless steel (SUS304)			S		
Corrosion Finish	Body: zinc-plating (When body material is carbon steel) No finish (When body material is stainless steel)					A
	Handle: Corrosion-resistant finish					
With Extension pipes	None				X	
	With Extension Pipes (straight type)				S	
Options	No options					X
	Assembly with instrument					A

Shipping:

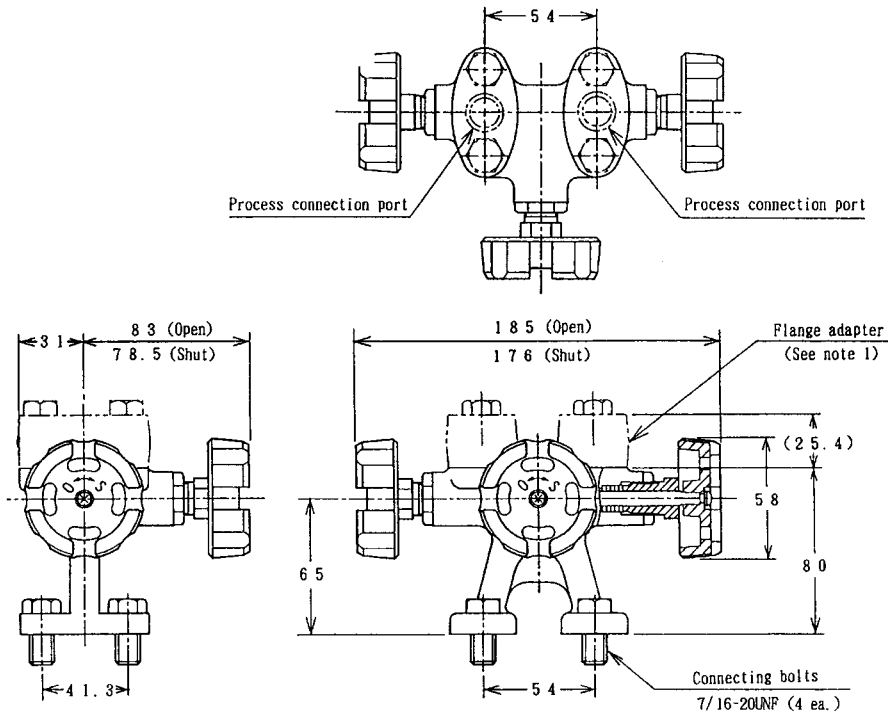
Standard shipping form is separation of manifold valve and instrument

When assembly shipping is required, select the number of Option 2 ' Assembly with instrument'

DIMENSIONS

Standard arms MVG1

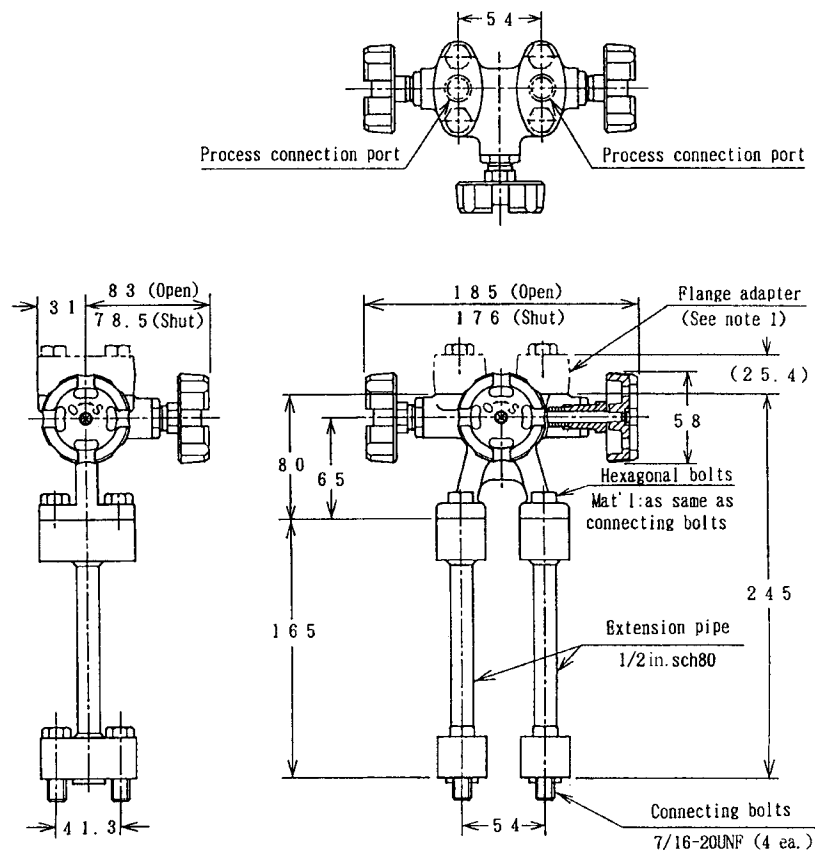
(unit : mm)



- Note 1. The flange adapter combined to the instrument body shall be used.
 2. The inner valve and sealed zone shall be coated with Fluorinated oil.

Standard arms with extension pipes MVG1

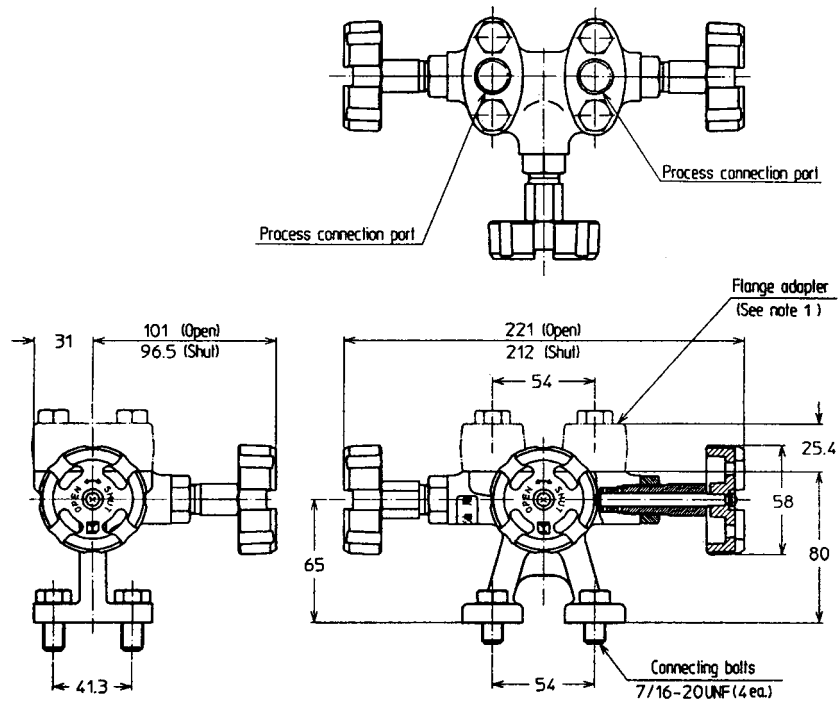
(unit : mm)



- Note 1. The flange adapter combined to the instrument body shall be used.
 2. The inner valve and sealed zone shall be coated with Fluorinated oil.

Long arms MVG2

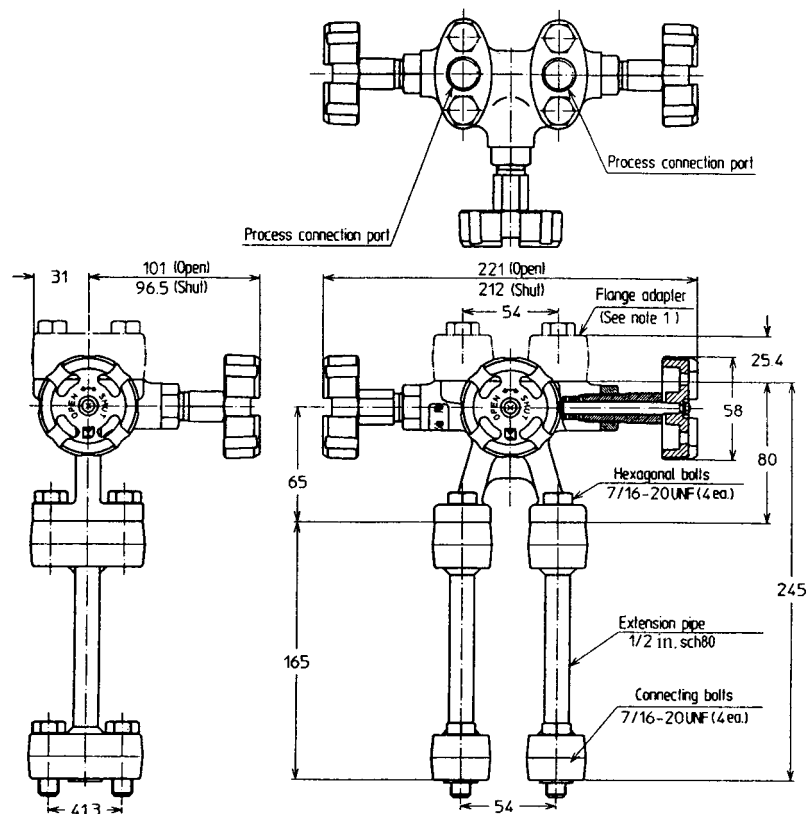
(unit : mm)



- Note 1. The flange adpter combined to the instrument body shall be used.
- 2. The inner valve and sealed zone shall be coated with Fluorinated oil.

Long arms with extension pipes MVG2

(unit : mm)



- Note 1. The flange adpter combined to the instrument body shall be used.
- 2. The inner valve and sealed zone shall be coated with Fluorinated oil.


Yamatake Corporation

Totate International Building
2-12-19 Shibuya
Shibuya-ku, Tokyo 150-8316
Japan

Tel : 81-3-3486-2216
Fax : 81-3-3486-2503



Certificate No. Q17862



Certificate No. E8318
For Shonan Factory

YAMATAKE

Savemation

Saving through Automation

<http://www.yamatake.co.jp/>