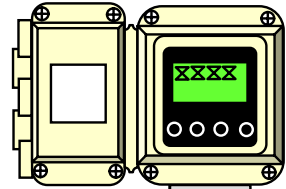


Installation/wiring direction of the MGG14C converter by model code

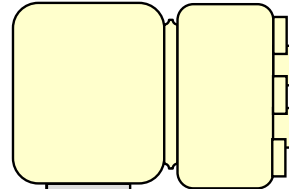
Integral style

Flow direction


Code "A":
Upstream side



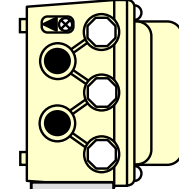
Code "B":
Upstream side



Code "C":
Left side viewed from upstream side




Code "D":
Right side viewed from upstream side




Bracket for wall mounting

Code "H":
2 inch pipe mount type

Remote style



Code "G":
Wall mount type



Code "E":
Vertical piping
Downstream side

