

SLP-D50J50 Installation Guide






Check the following items when opening the Smart Loader Package SLP-D50J50:

1. Check the model No. to make sure that you have received the product that you ordered.
2. Check the contents of the package for any apparent physical damage.
3. Check the contents of the package against the Package List to make sure that all accessories are included in the package.

After unpacking, handle the contents of the package carefully to prevent damage or loss.

If any damage is found or any of the package contents are missing, immediately contact your dealer.

Package List

Name		Q'ty	Remarks
ISaGRAF v3.4x Install CD	CD-ROM 	1	This CD contains the ISaGRAF installer and ISaGRAF online manuals. They can be installed using a relevant installer.
SLP-D50 Install CD	CD-R 	1	This CD consists of five directories (folders), "SLPD50", "Project", "Docs", "Acrobat", and "USB". "Docs" contains the instruction manuals for SLP-D50, as well as a set of manuals for DMC50 in the PDF format in Japanese and English languages. Japanese and English manuals are separately stored in the sub directory jpn and enu, respectively. "Project" contains an installer for the sample projects. "Acrobat" contains an installer for the Acrobat reader used to read the PDF documents contained in "Docs". "USB" contains files not used for DMC50. Setup.exe (AcroReader51_ENU.exe for Acrobat) is found in the directories other than "Docs". Run each of them to install the relevant application or data files.
Loader cable		1	
ALTERSYS SOFTWARE END USER LICENSE AGREEMENT (License agreement)		1 (Japanese / English)	Before starting the installation, the user must thoroughly read two license agreements shown on the left and "Important notice about ISaGRAF" of this guide to fully understand their contents and agree with them.
ALTERSYS LICENSE AGREEMENT		1 (English)	
Installation Guide		1	This manual. Before starting the installation, the user must thoroughly read this guide to fully understand its contents.

● Important notice about ISaGRAF

- No ISaGRAF documents, in whole or in part, may be reproduced or transmitted in any form or by any means without Yamatake's prior written permission.
- Any part of the ISaGRAF documents is subject to change without prior notice.
- Nothing contained in the ISaGRAF documents is construed as granting any right or license or representing any warranty or guarantee, either express or implied. In no event shall Yamatake and NISSIN SYSTEMS be liable for any claims, damages, losses and costs and expenses resulting from the use of or in connection with the ISaGRAF documents.
- The copyright of any system software incorporated into the ISaGRAF remains at all times in AlterSys Inc. It is absolutely prohibited to copy, change, edit, translate, reverse engineer, decompile, disassemble (except to the extent applicable laws specifically prohibit such restriction), and publish and release the system software without prior written consent of AlterSys Inc. In case of any violation of these obligations, you may be punished by applicable laws.
- In no event shall Yamatake and NISSIN SYSTEMS represent any warranty or guarantee, either express or implied, with respect to the accuracy or correctness or any other aspects of the ISaGRAF documents. Yamatake and NISSIN SYSTEMS shall not be liable for any direct, incidental or consequential damages or losses, or any claims or costs and expenses arising from or in connection with mistakes, errors or incorrect descriptions of the ISaGRAF documents.
 - ISaGRAF® is a registered trademark of AlterSys Inc. (formerly known as CJ International.)
 - NISSIN SYSTEMS Co. Ltd is the sole agency in Japan for the ISaGRAF.


● Installation

SLP-D50 / ISaGRAF must be installed properly.

■ Installing SLP-D50 / ISaGRAF

Handling Precautions

Make sure that you have a local Administrator privilege if you use Windows 2000.

1. Run [setup.exe] contained in ISaGRAF install CD to install the ISaGRAF workbench v3.4x. The English version should be installed although any language version can be installed.
2. After the ISaGRAF has been installed, install the SLP-D50. To do so, run [Setup.exe] in the [Slpd50] directory contained in the SLP-D50 install CD. If ISaGRAFv3.4x has not been installed, the installation of the standard SLP-D50 will be aborted. If this occurs, restart the operation from the installation of ISaGRAF. Also, if SLP-D50 has already been installed, the dialog box, [This element already exists. Do you want to overwrite it?], will appear several times during installation. If this dialog box appears, click the [Overwrite all] button.
3. After the installation has been completed, invoke SLP-D50 and make the initial setup. For details,  refer to 3-2 Making the Initial Setup of Smart Loader Package SLP-D50 for Module Type Controller DMC50 User's Manual, CP-SP-1122E.
4. When necessary, install the ISaGRAF online manual using the ISaGRAF workbench v3.4x installer.
5. When necessary, copy also the SLP-D50 online documents under the "Docs" directly contained in the SLP-D50 install CD.